



JOINTLY OWNED BY



HM Treasury



GREEN RESET


Jo Wall

Strategic Director – Climate Response



COVID-19 AND CHANGING BEHAVIOUR

Why did we think it was so hard?

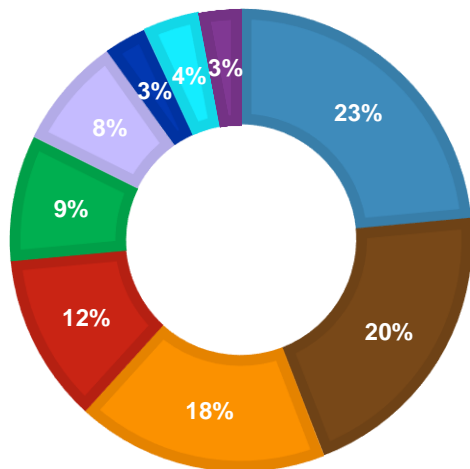


UK EMISSIONS 2019

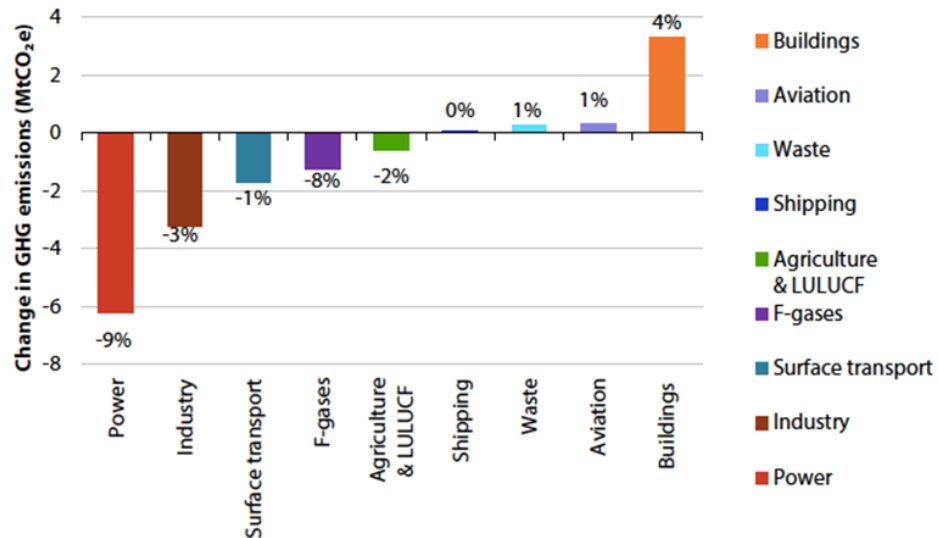
What's working and what's not?

UK TOTAL EMISSIONS 2019

- Surface transport
- Energy supply
- Shipping
- Industry
- Agriculture
- Waste
- Buildings
- Aviation
- F gases



CHANGE IN UK EMISSIONS 2017-18



GREEN RECOVERY

Investment



With



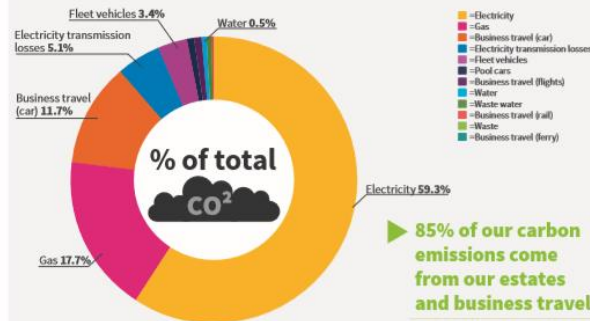
COUNCIL SERVICES RECOVERY

Start, stop, accelerate

Organisational recovery and climate change

Aligning the organisational recovery with **the ambition to become a carbon neutral council** provides an opportunity to reset the budget, mitigate the financial risk exposure of the authority and reduce our carbon footprint.

Cornwall Council Carbon Emissions



Supply Chain Overview

Total spend FY 18/19:
£785m



External supply chain
65% of
Council's Gross Spend



of what we spend externally is with
Cornish suppliers
UK average spend with local suppliers is approximately 25%

44% of external
supply chain spend with
top 20 suppliers (£345m)

Total number of suppliers
5,513

35 of these are strategic and critical



Our estate creates **77.5% of our emissions** through our electricity, gas and water use



Business travel equates to **17% of emissions** providing **an easy win** in terms of **both financial and carbon savings**



In 2019/20, Cornwall Council spent:

- ▶ **£4.3m** on electricity
- ▶ **£500k** on gas
- ▶ **£700k** on water

In 2019/20, we also printed

21 million pages...

... at a cost of **£280,000**

The Council's renewable energy portfolio could supply **37% of our** current electricity demand

Business travel by Directorate

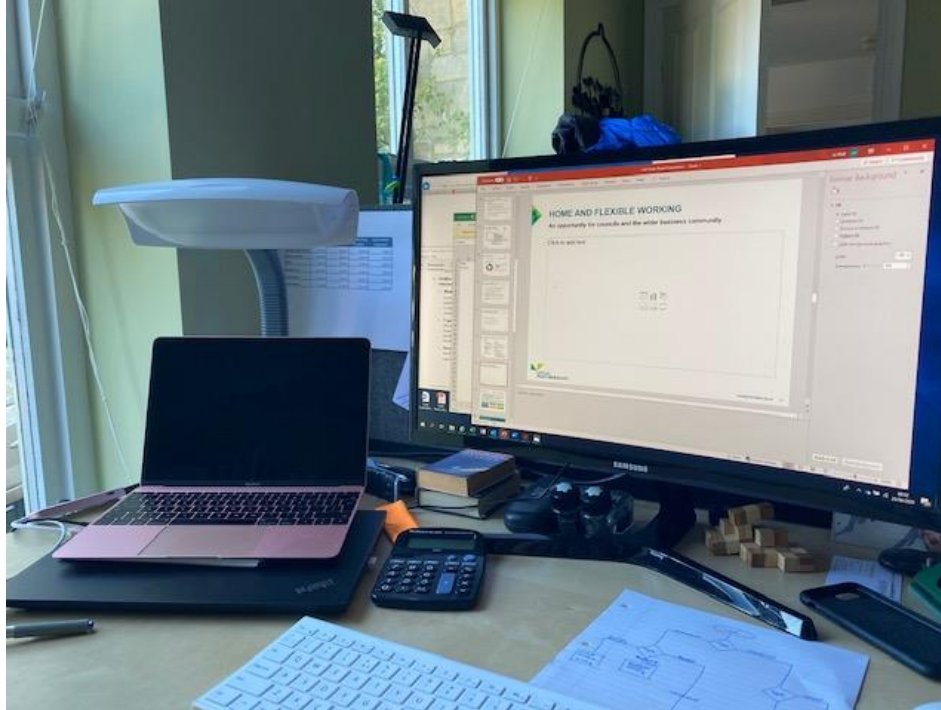


Our staff commute **35 million miles a year** creating the same amount of carbon as our whole estate

Smarter working, transitioning the pool car fleet to EV and banning flights would realise us **significant savings**

HOME AND FLEXIBLE WORKING

An opportunity for councils and the wider business community





WHAT CAN WE LEARN FROM OUR RESPONSE TO COVID-19?

Strengths

- Improved partnership working
- Delivery at scale and pace
- Improved public perception

Weaknesses

- Finance
- Scrutiny, public engagement and decision making

Opportunities

- Changed attitudes overnight
- Community engagement

Threats

- Recession
- Embedding change

THANK YOU!

Jo Wall

Strategic director, climate response

jo.wall@local.gov.uk

07985 476 697

